



NEW

manicare[®]
salon



Firming Body Sculptor

With Electronic Muscle Stimulation & Vacuum Suction

Manicare® Salon Firming Body Sculptor with EMS technology to firm and tone your body

Enjoy visibly smooth skin and body contour with MANICARE® Salon Firming Body Sculptor. Massage is known to improve circulation, helps reduce fluid retention and reduce cellulite appearance.

MANICARE® Salon Firming Body Sculptor massages your body using salon grade Electronic Muscle Stimulation Technology (EMS) and vacuum suction massage technique to elevate your in-home body care routine.

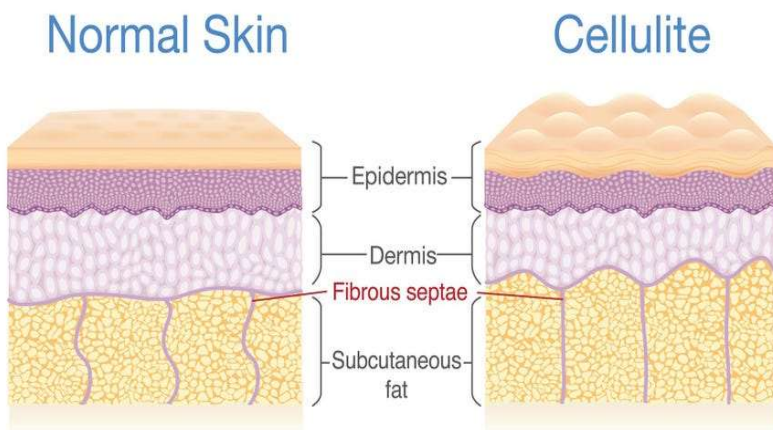
EMS technology stimulates muscles through gentle contractions creating a mini work out for the body; to improve tone, firmness and support skin rejuvenation for a healthy glow. While the LIPO vacuum suction technique, mimicking petrissage massages, improves skin smoothness through circulation.



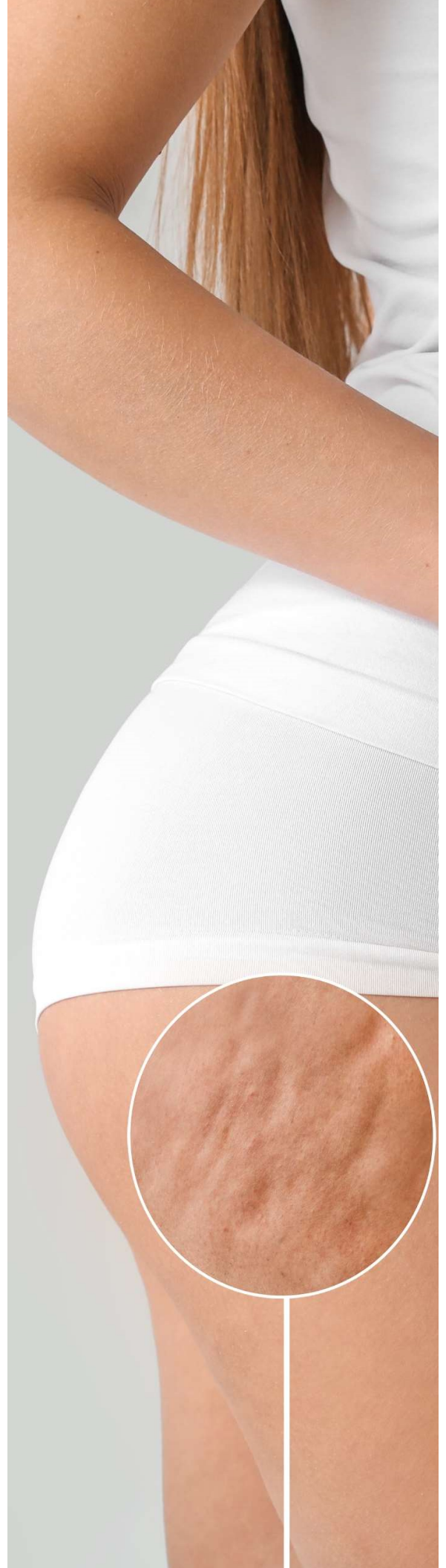
Start by treating each targeted area to a 3-min workout to help energise your morning, or unwind at the end of day.

WHAT IS CELLULITE

- Cellulite is a term for the formation of dimples and bumps that are seen on the skin.
- Cellulite is often referred to as orange-peel skin, due to its texture and appearance.
- The dimples result from fibrotic bands called **septae**, which cause the fat to be divided into tiny pockets. As these begin to bulge through the fascial connections in the skin, this creates the formation of dimples and bumps.
- The main symptom is the appearance of lumpy, dimpled flesh on the thighs, hips, buttocks and stomach.



*Dramatised illustration to demonstrate cellulite



MANICARE[®] Salon Firming Body Sculptor

BENEFITS



FIRM.

SMOOTH.

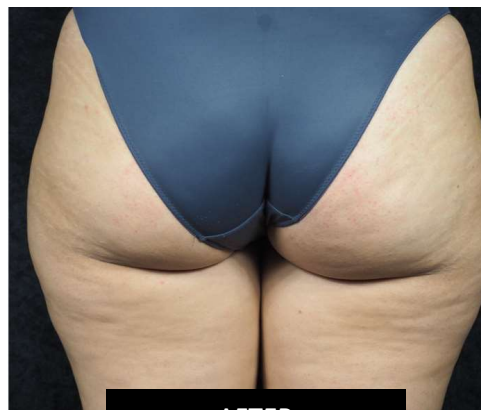
REDUCE VISIBLE CELLULITE.

Increase skin firmness by **24%**

Visibly reduces cellulite by **26%**



BEFORE



AFTER

MANICARE[®] Salon Firming Body Sculptor

CLINICALLY PROVEN RESULTS



100% of users achieved **improvement in skin firmness**[^]

100% of users achieved **improvement in skin smoothness**[^]

95% of users felt their skin was **more toned***

95% of users felt it **activated muscles** in their problem areas*

95% women felt their skin had **improved overall**

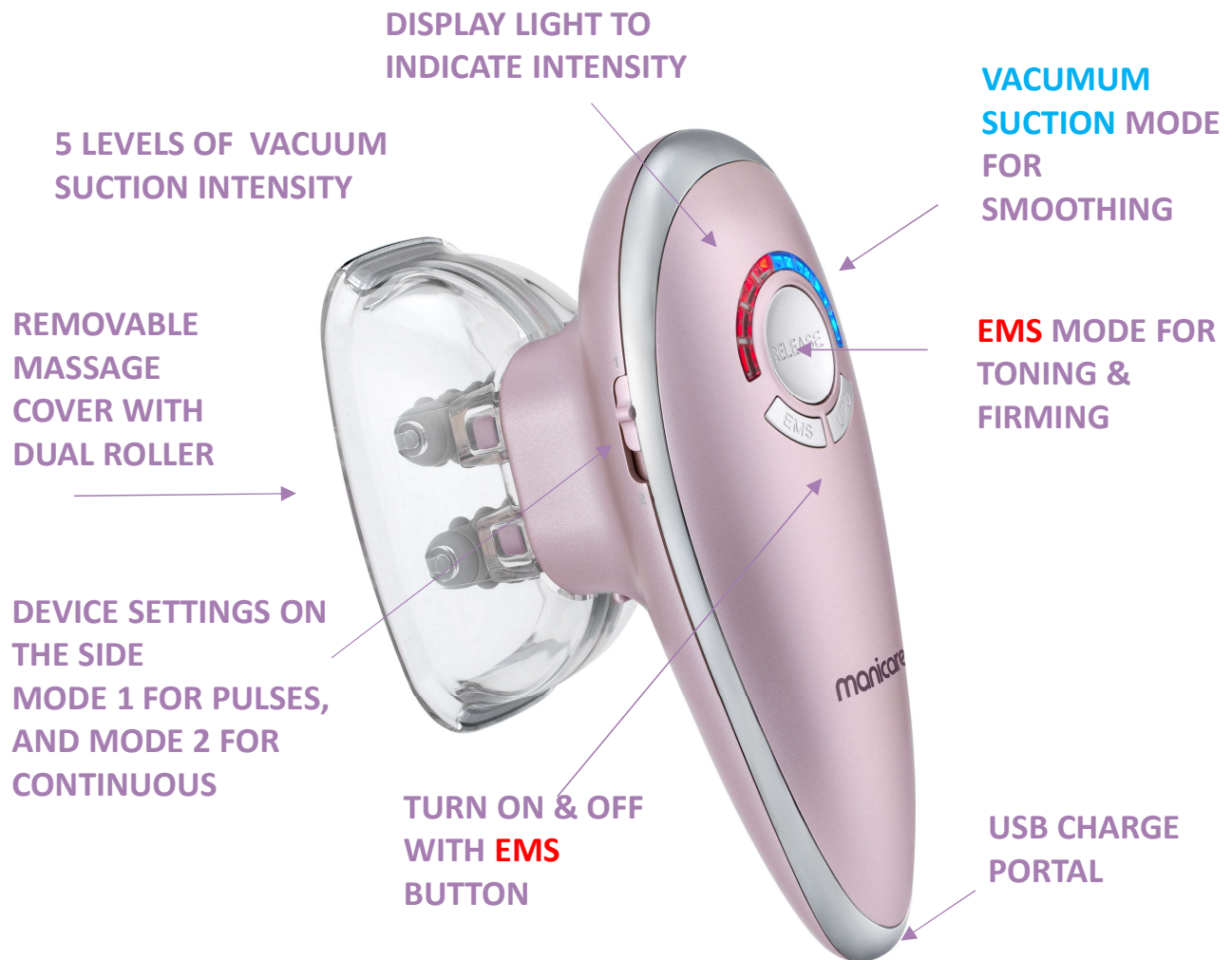
100% of users said they would **recommend to a friend** [^]

Clinical Proven in 8 weeks.

Results based on Independent laboratory study

Firming Body Sculptor

FEATURES



DUAL BODY SCULPTING MESSAGE MODES:

EMS fitness

Toning muscles by sending micro electronic pulses to improve skin firmness

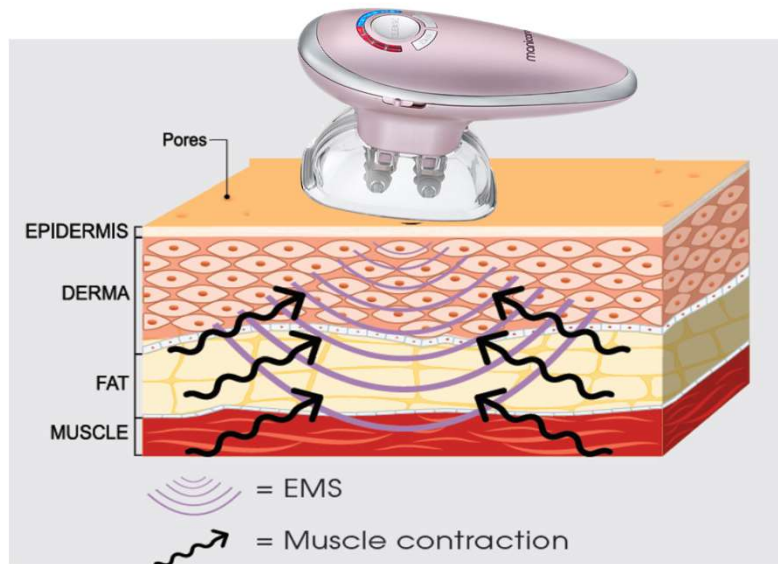
Vacuum Suction

Powered by intensive vacuum suction to improve skin smoothness via reduce the appearance of cellulite

HOW DOES THE DUAL BODY SCULPTING MASSAGE MODES WORK:

How does Electronic Muscle Stimulation (EMS) work?

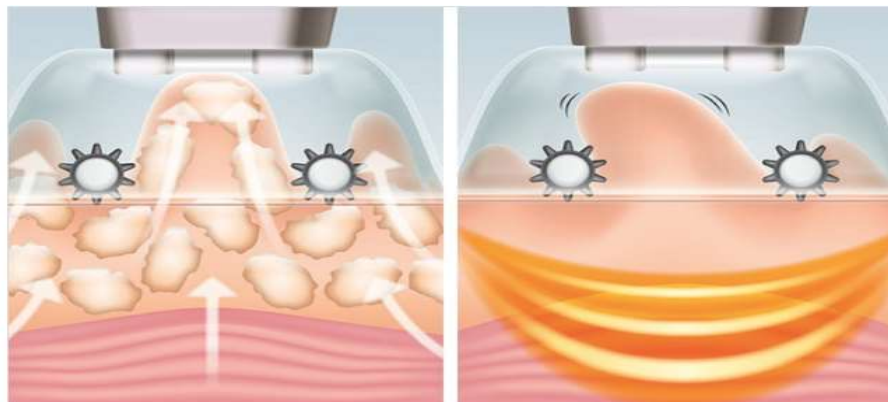
EMS technology stimulates muscles through gentle contractions creating a mini work out on the target areas; which improves tone, firmness and support skin rejuvenation for a healthy glow.



How does the action of Vacuum Suction Work?

Vacuum suction with silicone rollers help to boost circulation and reduce cellulite. While the vacuum massage technique mimics petrissage massages, which is known to improve skin evenness.

FACT: Petrissage massage is deep tissue massage that involves kneading, rolling & squeezing technique



*Dramatised illustration to demonstrate the rolling action.

HOW TO GET STARTED

APPLY | ACTIVATE | GLIDE

1. **Apply** your preferred moisturiser liberally to targeted body area.
2. **Activate** by holding EMS button down for 3 seconds to turn device on. Continue to press the EMS & LIPO Vacuum massage button until desired level is reached.
3. **Glide** the device along your body gently towards your heart. 3-5min for each target area per day. If suction power feels too strong press "RELEASE" button. Hold the EMS button down for 3 seconds to switch off.



Red Light: EMS Mode



Blue Light: LIPO Suction Mode

- ✓ EMS has 5 levels of intensity. Start with 1 on the first day, progressively increase the level in the first days of use up to 5. Then maintain level 5.

- ✓ LIPO Suction function has 3 levels. Gradually increase the level in the first days of use until you reach 3. Then maintain level 3.



"...I'm so happy to have this device in my flab-fighting arsenal!"
Beauty Heaven member
IndieAna

"I highly recommend this product! I love everything about this machine!"
Beauty Heaven member
Beauty Obsession


"Excitement for my summer body"
Beauty Heaven member
n_kalgovas

FUNCTIONS:

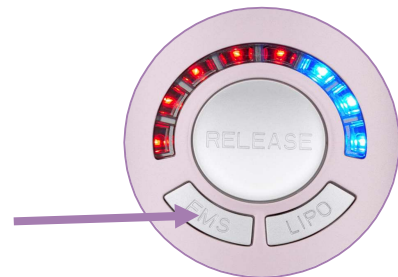


- ✓ Charge for 3 hours before the first use.
- ✓ Attach the roller onto the device.
- ✓ Automatic off timer at 10 minutes.

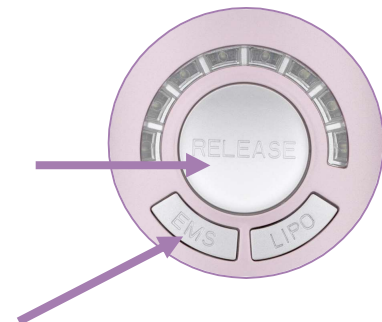
1. **Activate** by holding EMS button down for 3 seconds to turn device on.



2. **Continue** to press the EMS & LIPO Vacuum massage button until desired level is reached. There are 5 levels of **EMS** intensity which is indicated with **red lights**. There are 3 levels of **vacuum suction** intensity indicated with **blue lights**.



3. If suction power feels too strong press the **"RELEASE"** button.



4. **To switch off** hold the EMS button down for 3 seconds.

MASSAGE MOVEMENTS TIPS:

MANICARE® Salon Firming Body Sculptor is suitable for use on **buttocks, thighs, upper arms and stomach.**

Always start with Level 1 on both EMS and LIPO vacuum mode, progressively increase the levels until desired intensity has been reached.

Ensure to **applying upward strokes towards the heart**, it improves the lymphatic flow and drainage around the body.

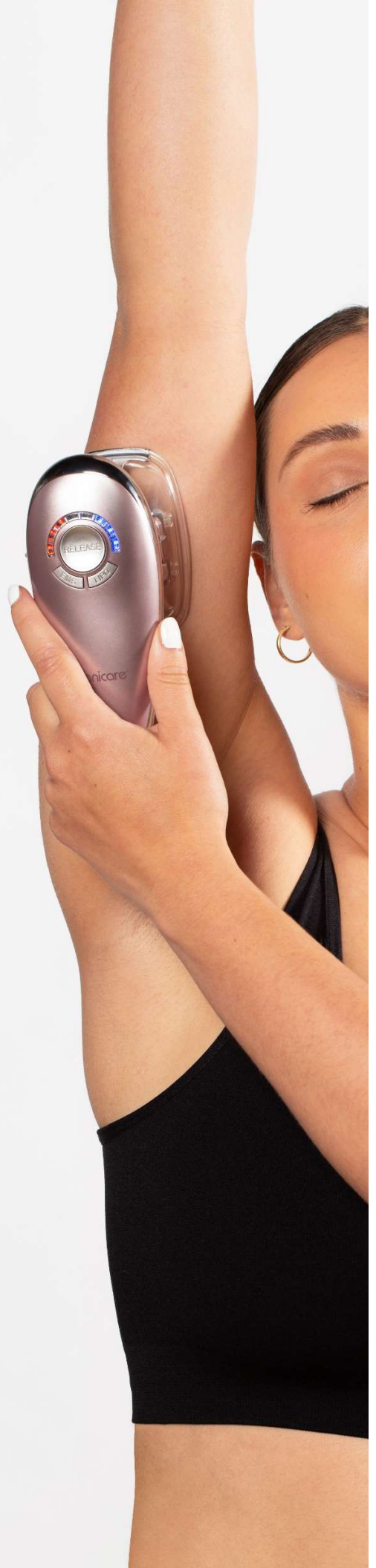
Glide over the skin, there is no need to push too hard. **Apply additional body lotion if the MANICARE® Salon Firming Body Sculptor begins to drag on the skin**

During usage, its recommended to **keep moving the MANICARE® Salon Firming Body Sculptor on your body.**

Ensure cup is touching the skin entirely to guarantee proper suction. Any air pockets will not allow LIPO vacuum suction function to work properly.

Some **temporary reddening** of the skin is not uncommon. This should disappear within a few hours.

Move along body gently. If suction power feel too strong **press “RELEASE” button** to release cup from body.



**FOR BEST
RESULTS**



- The MANICARE® Salon Firming Body Sculptor is especially effective, when **used regularly and in conjunction with a healthy balanced diet** and undertaking of regular exercise.
- **Clean after each use, wipe off any excess product off the rollers.**
- **Recharge as necessary**, a full charge can last up to 45 minutes of usage.
- MODE 1 for pulses, and 2 for continuous (preferred)
- **Ensure cup is touching the skin** entirely to guarantee proper suction. Any air pockets will not allow LIPO vacuum suction function to work properly.
- **Keep your skin hydrated during the massage and reapply moisturiser if necessary.** Maintaining a high-level of moisture on the skin surface helps Nova Body Sculptor glide and support electric pulses for toning and firming. If your skin is feeling the drag, reapply moisturiser.
- Its not recommended to use perfumed oils on the skin as it may deteriorate the plastic suction cup

CLEANING TIPS:

1. The suction cup should be wiped clean with a damp cloth after use.
2. To change filters remove the cup from the main unit. Use the tweezers provided to remove the filter, as shown in the below image. **N.B: we suggest changing the filter once a month or when you start feeling that the suction power is less powerful.**
3. Never allow water or any other liquids to come into contact with the main unit. Do not immerse in any liquid to clean.
4. Never use abrasive cleaners, brushes, glass / furniture polish, paint thinner etc to clean.



KEY TAKE OUTS



01.

- Firms
- Smooths
- Visibly reduce cellulite



02.

- 2 Modes
- EMS Fitness
 - Vacuum Suction

03.

- Increase skin firmness by 24%
- Reduce visible cellulite by 26%

Clinical Proven in 8 weeks.

Results based on Independent laboratory study

PRECAUTIONS:

Do not use on children.

Do not use if you have a heart condition, cardiac pacemaker or other active implants before use.

If you are susceptible to one or more of the conditions listed below, please seek advice from a medical professional prior to use:

- Skin allergies
- Sunburn
- Open wounds
- Itchy skin or skin prone to irritation or discomfort
- Severe acne or active breakouts
- Recently had your skin treated or subjected to chemical stripping, microdermabrasion or cosmetic surgery

PERFECT PARTNERS:



Must Have :
High moisture
content body
moisturiser



Works Well With:
To increase
circulation,
exfoliate &
helps reduce
cellulite



Compliments:
Cleanses &
exfoliate dead skin
away from the body
leaving it smooth and
soft

Favourite Body
Moisturiser

Manicare®
Dry Body Brush

Manicare®
Exfoliating Gloves

FREQUENTLY ASKED QUESTIONS

Who can use Firming Body Sculptor?

Consumers looking for body sculpting and firming

Can anyone use EMS mode?

Do not use if you have a heart condition, cardiac pacemaker or other active implants before use

When should you not use MANICARE® Salon Firming Body Sculptor?

Do not use on children. Do not use if you have a heart condition, cardiac pacemaker or other active implants before use.

If you are susceptible to one or more of the conditions listed below, please seek advice from a medical professional prior to use:

- Skin allergies
- Sunburn
- Open wounds
- Itchy skin or skin prone to irritation or discomfort
- Severe acne or active breakouts
- Recently had your skin treated or subjected to chemical stripping, microdermabrasion or cosmetic surgery

More Frequently Asked Questions

How does EMS work?

Electronic Muscle Stimulation technology stimulates muscles through gentle contractions creating a mini work out to improve tone, firmness and support skin rejuvenation for a healthy glow.

Trouble shooting: Why can I not feel the pulses?

There are 2 main reasons you may not be able to feel the pulses:

- 1.The device may not be switched onto EMS Fitness mode. Ensure the indicators are highlighted in **red**.
- 2.There isn't enough moisture on your skin. Apply a moisture rich lotion or moisturiser to skin prior to use.

I feel strange shocks on my skin, is this normal?

Yes – this means the device is on EMS Fitness mode. The electric-like tingling sensation stimulates the muscles in the skin.

How do I turn on/off the Manicare® Salon Firming Body Sculptor?

Hold down the power button for 3 seconds.

How do I charge the Manicare® Salon Firming Body Sculptor?

Located at the base of the unit, insert the cable into charging port. Connect the USB to appropriate power supply and charge for approx. 2 hours.

Is the Manicare® Salon Firming Body Sculptor waterproof?

No. Please do not put it under running water. The device is suitable to use in conjunction with moisture-rich lotion, serum and sheet mask.

How do I clean my Manicare® Salon Firming Body Sculptor if I can't use water?

You can clean the device by wiping with a clean, dry cloth and leave in a well-ventilated area to dry completely.

How often do I use the Manicare® Salon Firming Body Sculptor?

EMS technology works like a fitness workout. **Adopt a 5:2 fitness regimen.** 5 x Massage Days and 2 x Rest Days.

How to choose the right product to use with the Manicare® Salon Firming Body Sculptor?

- When using the Manicare® Salon Firming Body Sculptor **without** the EMS function, you can use any product alongside it. Whether that be oil-based or water-based. It could be a moisturiser, serum, cream

- When using the Manicare® Salon Firming Body Sculptor **with** the Electronic Muscle Stimulation (EMS) function, it is best practise to use a **water-based product**. Water-based or Aqua-based products are better conductors, and so will interact with the Firming Body Sculptor and provide great electronic muscle stimulation.

To find out whether your product is water-based, you will need to look at the ingredient listing. This is located on either the back of the product or the packaging/carton.

Be sure that Water/Aqua is the first ingredient listed. This is the key indicator that your product is in fact, water-based.